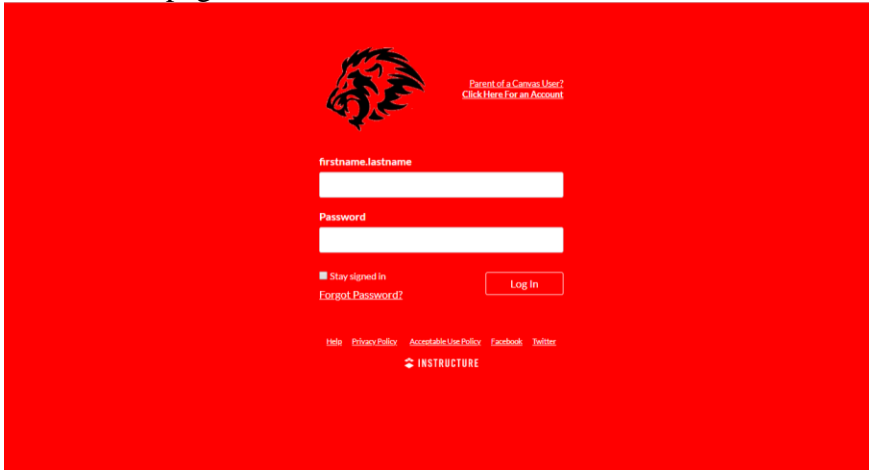
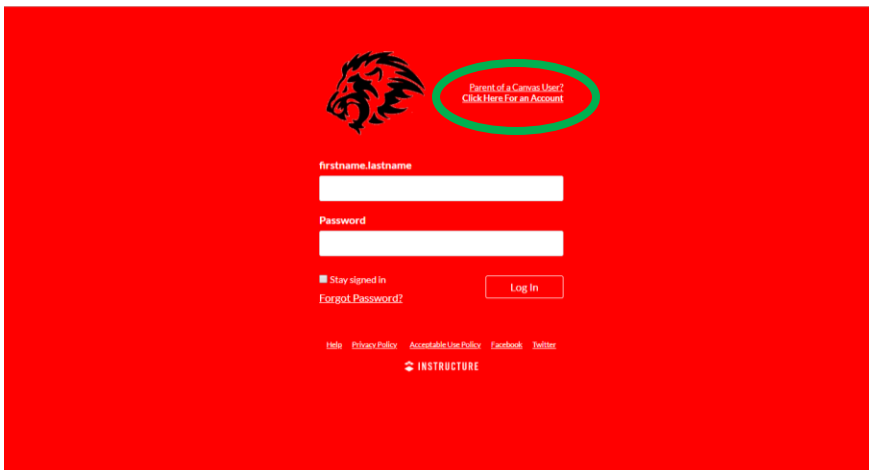


How to Set Up Canvas Parent

1. Go to <https://usd469.instructure.com/login/canvas>
You'll see a page that looks like this.



2. Click "Parent of a Canvas User?"

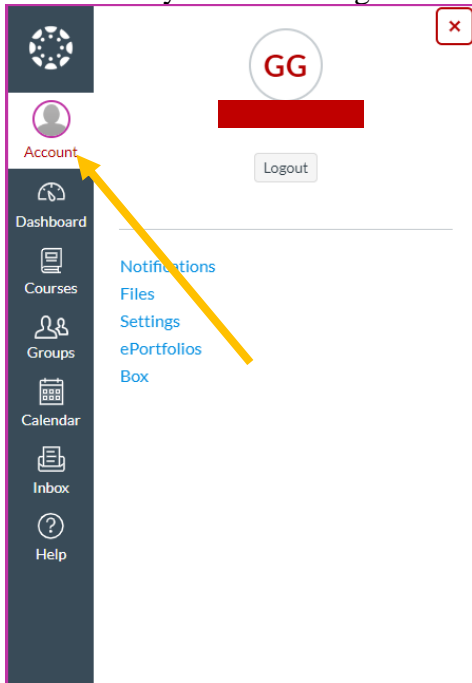


3. Fill out this page.

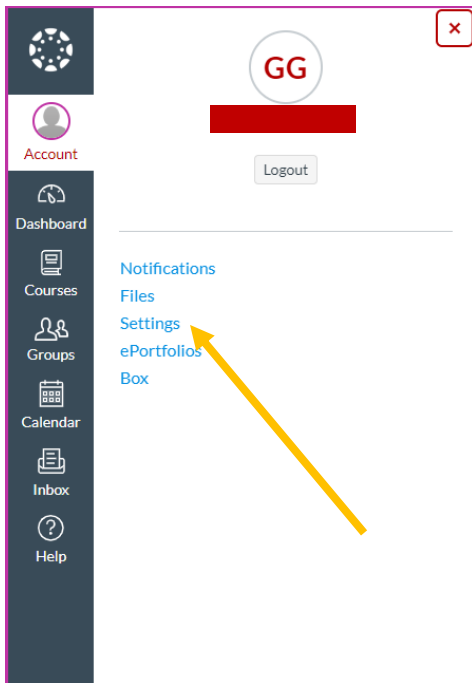
A screenshot of the "Parent Signup" form. The form is titled "Parent Signup" and has a close button (X) in the top right corner. It contains several input fields: "Your Name", "Your Email", "Password", and "Re-enter Password". Below these is a "Student Pairing Code" field with a link "What is a pairing code?". At the bottom, there is a checkbox labeled "You agree to the terms of use and acknowledge the privacy policy." and two buttons: "Cancel" and "Start Participating".

You will need a Student Pairing Code

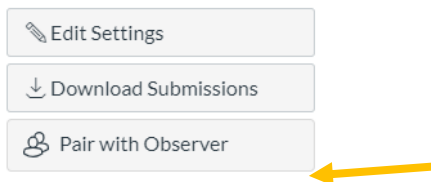
4. Have your student log in to Canvas **through the website.**



Click account.



Choose settings.



Choose "Pair with Observer" on the right side of the screen to generate a pairing code.